

Manufacturing



Learning Objectives

- To correctly identify specific materials for each station using visual prompts.
- To recall simple stages of a task to complete a set of instructions.
- To recognise the difference between a good quality product and a poor quality product



For candle making I need...

Yes



No

Candle Making Steps

Start

Weigh the wax



then

Heat the wax



then

Check temperature

If not 85°C then repeat step 3



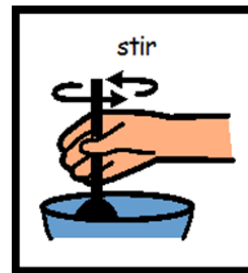
then

Prepare the fragrance using a pipette



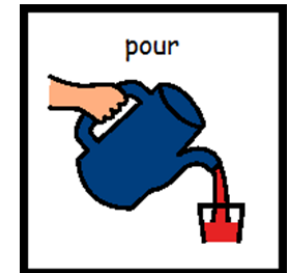
then

Stir wax and add the fragrance



Finish

Ready to pour




Print this page, cut out the symbols and try ordering them yourself at home.

Weigh the wax



Heat the wax



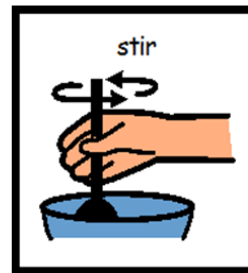
Check temperature
If not 85°C then repeat step 3



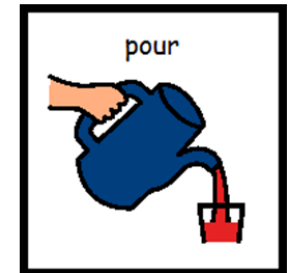
Prepare the
fragrance using a
pipette



Stir wax and add the
fragrance



Ready to pour



Try ordering them yourself at home.
Print this page, cut out the symbols and step template.

Start

then

then


then

then

Finish

Watch this short clip

Which step does Sarah need to complete next?



Good or Bad Quality



Which of these is good quality product and why?

