


English


Wk. beg. 01.06.20

ASD Summer 2





Focus: Describing and using adjectives






- How to use - choose the colour level of work most appropriate for your child - if you are not sure, please check with your child's teacher when they contact you.



What are




we



learning



today?



To use adjectives to describe a picture.



Key words:

<p>adjective</p>  An illustration depicting three elements: a sad face with a frown and a tear, a campfire with yellow and orange flames, and a brown rabbit running to the left with motion lines behind it.	<p>word</p> <p>word</p>	<p>sentence</p> <p><i>Run in the sun with me.</i></p>
--	--------------------------------	---

Starter

How many things can you see or think of that begin with...

s

t

p

Can you practise reading the words or saying the sounds?


<https://www.phonicsplay.co.uk/PictureMatch.html>

adjective

Adjectives describe nouns or pronouns.



delicious
cake



sparkly
diamond




beautiful
flower


Choose an adjective to complete the sentence.




I see




butterfly



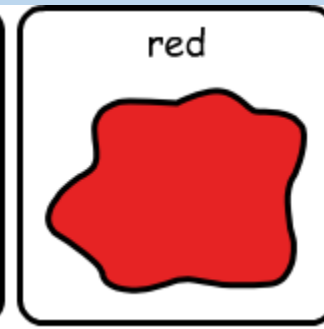


blue



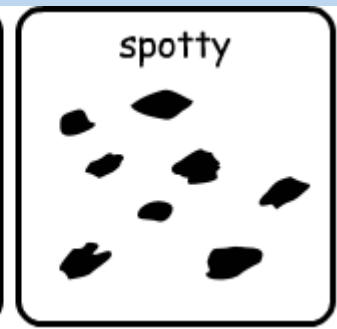
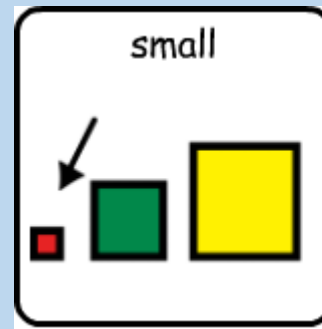



red








Choose an adjective to complete the sentence.



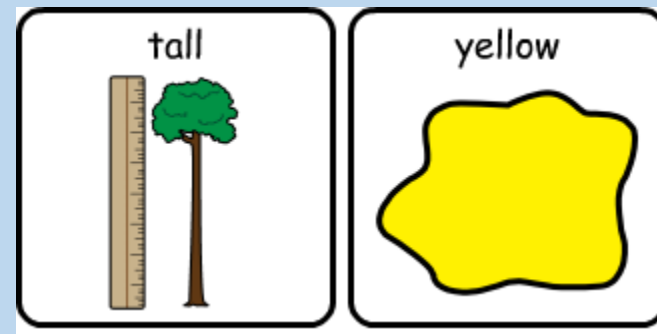


Choose an adjective to complete the sentence.



Choose an adjective to complete the sentence.











Choose an adjective to complete the sentence.




Use the key word symbols to build a descriptive sentence.

<p>describe</p> 	<p>who</p> 	<p>where</p> 
---	--	---



<p>brown</p> 	<p>parrot</p> 	<p>jungle</p> 
<p>strong</p> 	<p>girl</p> 	<p>branch</p> 
<p>colourful</p> 	<p>monkey</p> 	<p>tree</p> 

Use the key word symbols to build a descriptive sentence.




Use the key word symbols to build a descriptive sentence.




Use the key word symbols to build a descriptive sentence.



Use the key word symbols to build a descriptive sentence.



Use the key word symbols to build a descriptive sentence.



Use the word bank to write descriptive sentences about the pictures.

Can you include some 2A sentences?

Remember: 2A sentences have two adjectives.

Don't forget to use capital letters and full stops.



We saw a soft, furry cat.

Adjectives

People	Objects	Comfortable feelings	Uncomfortable feelings	Size	Time
adorable adventurous aggressive annoying beautiful caring confident clumsy confident considerate excitable glamorous grumpy happy helpful important intimidating obnoxious odd talented thoughtless timid handsome	bright clear distinct drab elegant filthy gleaming grotesque long magnificent precious sparkling spotless strange unsightly unusual valuable	brave calm cheerful comfortable courageous determined eager elated encouraged energetic excited exuberant fantastic fine healthy joyful pleasant relieved	angry annoyed anxious ashamed awful bewildered bored confused defeated defiant depressed disgusted disturbed dizzy embarrassed envious frightened hungry lonely scared terrified worried	big colossal enormous gigantic great huge immense large little long mammoth massive meagre mighty miniature minuscule petite puny short tall teeny tiny	ancient brief early fast late modern old quick rapid short slow swift young






















Self-assessment





Please let us know how you did, send us a tweet
@NorthRidgeSch 

You can also email pictures or work to:
homelearning@northridge.manchester.sch.uk