


# English for KS3




Online Lesson

Mrs Roy

Wednesday 29<sup>th</sup> April 2020



# English



# Reading



# Learning Objectives:



What

are

we

learning

today?

We are learning to read  
tricky words.



Learning Objectives





# Did you know?



100 key words make up half of all those we read and write.

These words can be called key words/sight words/tricky words.

Learning to read lots of these words from memory improves reading

# What are tricky words?

Tricky words are those words which cannot be sounded out easily.

They are common words that have complex spellings in them.



# Phase 2 to 5 Tricky Words

## Phase 2

I  
no  
the  
to  
go  
into

## Phase 3

he  
she  
we  
me  
be  
you  
are  
her  
was  
all  
they  
my

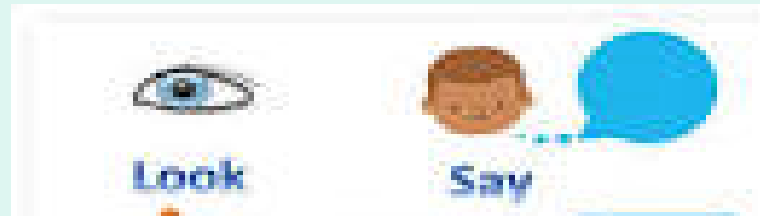
## Phase 4

said  
have  
like  
so  
do  
some  
come  
little  
one  
were  
there  
what  
when  
out

## Phase 5

oh  
Mrs  
people  
their  
called  
Mr  
looked  
asked  
could

# Look and Say



<https://www.youtube.com/watch?v=eXg5FoDnqCo>

<https://www.youtube.com/watch?v=R087IYrRpgY>

# Make learning Fun

- Tricky word Hide & Seek



- Snap



- Anagrams



- Blow Football






# Extension Ideas

- Spelling



  → **Look**  
Look at the word carefully. Are there any tricky parts?

 **Say**  
Say the word to yourself.

**Cover**  
 Cover it up so you cannot see the word.

**Write**  
 Write the word down.

**Check**  
 Check each letter to see if you have spelt the word correctly. Write the word again if you have made any mistakes.

who  
what  
when  
where  
why

# Fill in the missing Word and Write your own Sentences.

Look and say	Look, say and write	Cover and write	Check and write again
not			
they			
with			
one			
we			




## Fill in the missing word.

1. They are not \_\_\_\_\_ us.
2. \_\_\_\_\_ of them will stay here.
3. I am \_\_\_\_\_ very happy.
4. \_\_\_\_\_ are not being as good as us.
5. \_\_\_\_\_ will be there soon.


## Write your own sentences using:

1. with
2. they
3. one

# Read, read, read!



<https://www.oxfordowl.co.uk/for-home/find-a-book/library-page/>

OxfordOwl  Help Hello Teresa Roy Log out

Let's get them flying!


Quick book search  
Enter keyword... GO


[Home](#) [Reading](#) [English](#) [Maths](#) [At school](#) [Books](#) [Kids' activities](#) [Blog](#)

## FREE eBook Library

Welcome to our free eBooks collection, developed for children aged 3–11 years old. We are making even more eBooks available here, for the duration of UK school closures, so that your child has more to read. If you'd like to learn more about how to support your child's reading, visit our [Reading](#) pages.



All our eBooks are tablet-friendly. Just [register](#) or [log in](#) above to start reading.

 Learning to read with phonics? Click the '+' for advice.

 Not reading to practise phonics?

## Browse the library

Show all eBooks

Covers  Detail 

You need to register but it only takes a few minutes

# Easy to Use



Audio:



Zoom:



Reset zoom

Go to page:

Go to page

Turn:



## Ideas to learn tricky words

### Website for reading

I can read & explain what a sentence is  
Extension spelling and writing Success Criteria  
about using a picture and/or words.

I can explain what the topic of a paragraph  
is about using pictures.

I can make plausible predictions  
based on knowledge from what I have  
read.

All-I can answer true or false  
statements about the text.

Plenary



## Feedback Time



What went well?



Even better if?