


KS4

English



Writing



Sport



Please write your name, date and learning objective at the top of a piece of paper.




Learning objective:



I can describe a sports event

Key words:



Starter: discuss or list as many sports that you can think of



If your child needs support give them an option of a sport and something which is not i.e. which is a sport- football or reading? And ask them to pick.

Mo Farah

- What do we already know?



Watch Mo's race



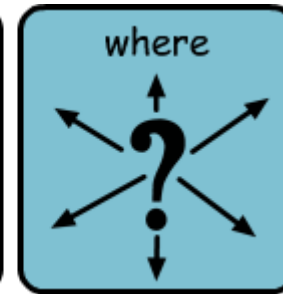
- <https://www.youtube.com/watch?v=Ch-aqIGEEGU>

Describe what you have seen in the race and mind map your ideas

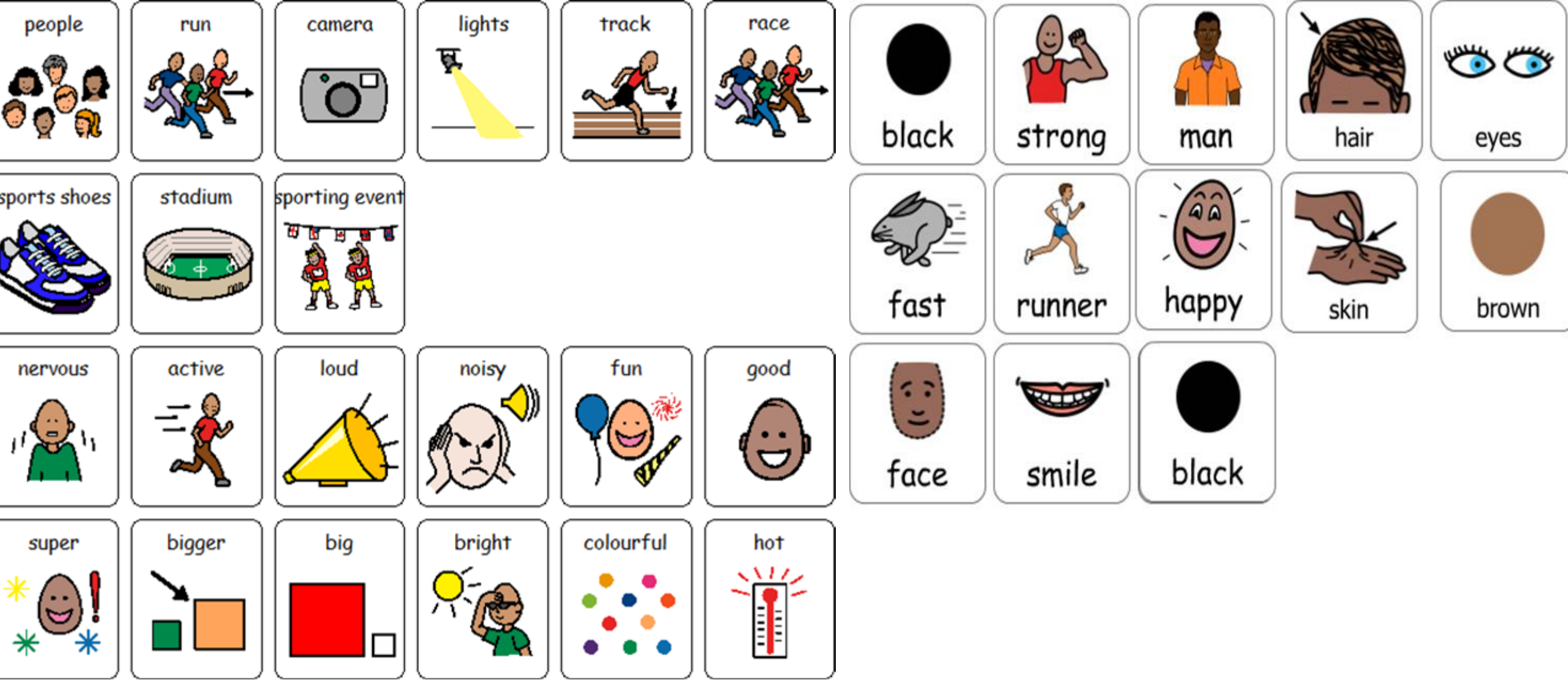
Use the checklist to think about:



	Appearance
	Feelings before
	Feelings during
	Feelings after
	Atmosphere
	Movement
	Personality



If your child needs support use the symbols on the next slide



Use your mind map to write in full sentences to describe Mo Farah's 1000m race.

- Use the checklist to help and remember to

Appearance

Feelings before



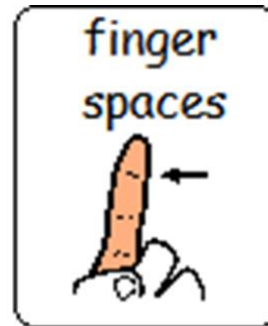
Feelings during

Feelings after

Atmosphere

Movement

Personality



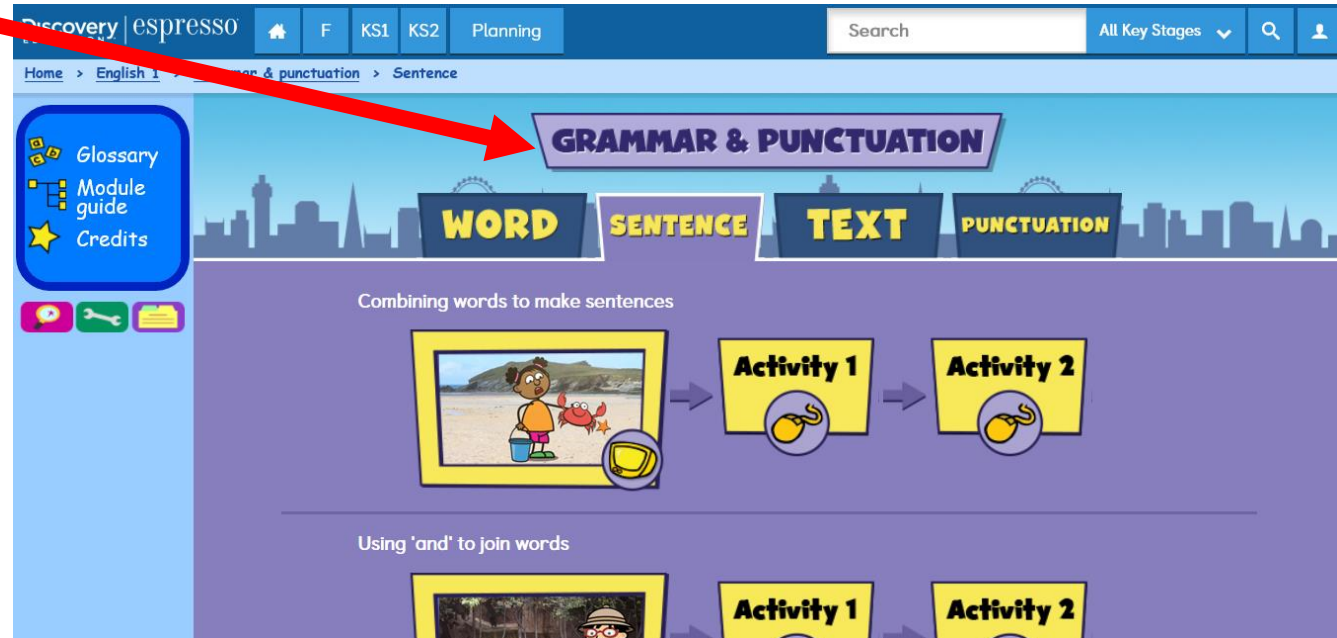
Read your work out

Remember to use your speaking and listening skills.



Can you up level any of your sentences to make them more interesting?

Complete some of the activities on Espresso



The screenshot shows the Espresso website interface. At the top, there is a navigation bar with the logo 'Discovery | espresso', a search bar, and a dropdown menu for 'All Key Stages'. Below the navigation bar, the breadcrumb trail reads 'Home > English > Grammar & punctuation > Sentence'. A red arrow points from the word 'Espresso' in the title to the 'GRAMMAR & PUNCTUATION' section. This section features four tabs: 'WORD', 'SENTENCE', 'TEXT', and 'PUNCTUATION'. The 'SENTENCE' tab is currently selected. Below the tabs, there are two activity sections. The first section is titled 'Combining words to make sentences' and includes an illustration of a girl on a beach with a crab and a bucket, followed by 'Activity 1' and 'Activity 2'. The second section is titled 'Using 'and' to join words' and includes an illustration of a person in a hat, followed by 'Activity 1' and 'Activity 2'. On the left side of the page, there is a sidebar with a blue background containing links for 'Glossary', 'Module guide', and 'Credits', along with three small icons at the bottom.

- https://central.espresso.co.uk/espresso/primary_uk/subject/module/frontscreen/item910307/grade1/index.html

Plenary



What went well?



Even better if?

WHAT I have
LEARNED

