



#StayHomeStaySafe

English Tasks

ASD Summer Term





#StayHomeStaySafe

English Tasks

How to use - Find the colour slides that best suit your child and help them to complete the activities. You can complete more than one colour if appropriate.



#StayHomeStaySafe

Phonics song

<https://www.youtube.com/watch?v=ffeZXPtTGC4>



I am Learning about...



describing



#StayHomeStaySafe

learning objectives



1







To identify 1 descriptive symbol and match it to the correct character or object.












2













To identify 2 descriptive symbol and match it to the correct character or object.

To identify descriptive symbols or words and match them to the correct character or object.

I can build and write descriptive sentences.



#StayHomeStaySafe

Activity 1

Look at the different characters from stories we have worked on throughout this year and use the symbols to describe them.

Blue group - select 1 symbol

Green group - select 2 symbols


Red group - build a sentence using the 'I see' symbol and write your sentences.







greedy



kind



poor




kind



rich



spoilt



greedy




thin



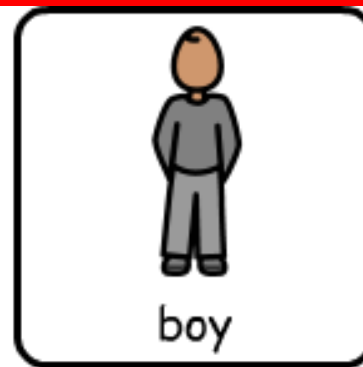
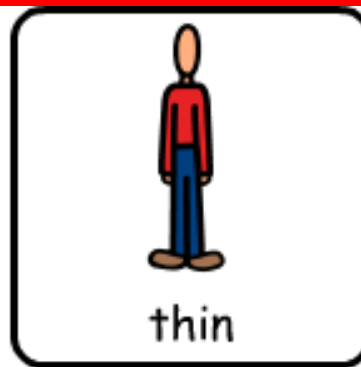



kind



fat

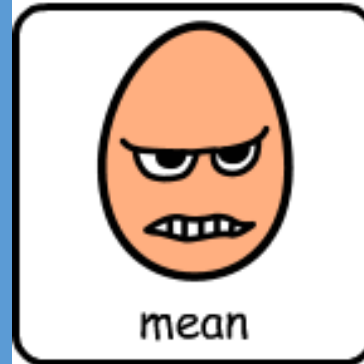








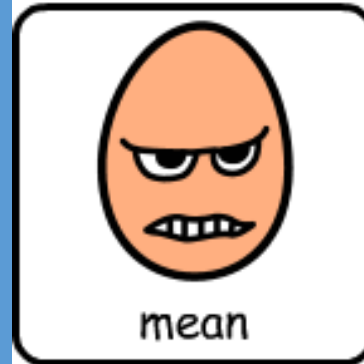
brave



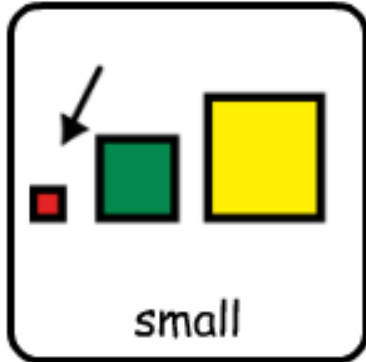
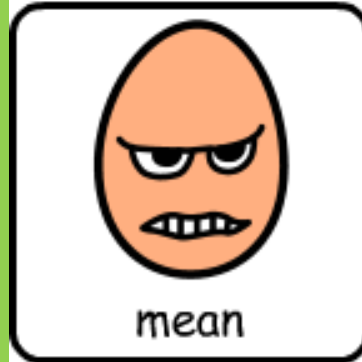
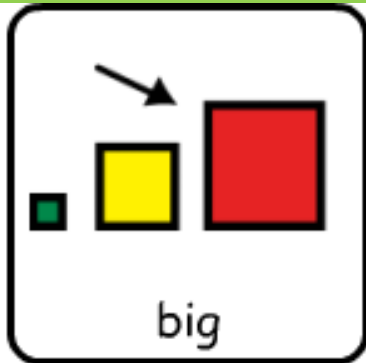
mean

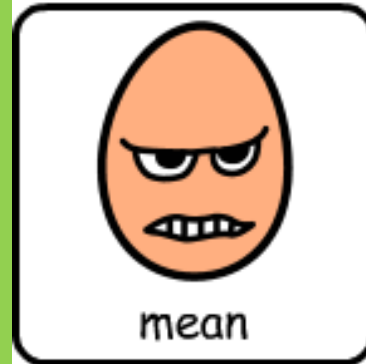


brave



mean



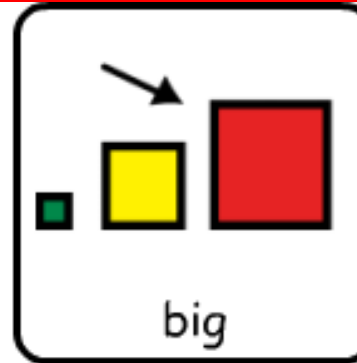




I see



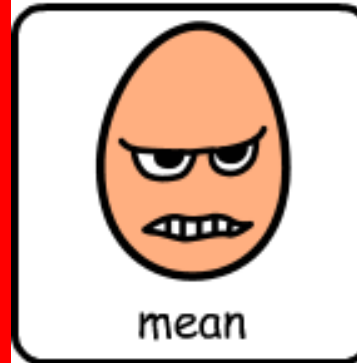
brave



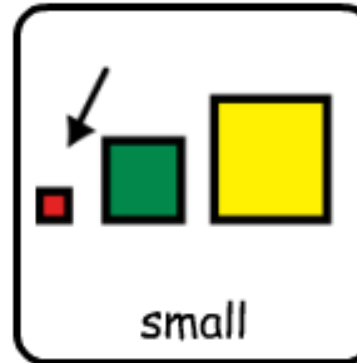
big



weak





mean



small



strong




Activity 2

Use the symbol bank on the next slide to describe different objects around your house.

Blue group - select 1 symbol

Green group - select 2 symbols

Red group - use as many symbols as possible to describe the object. Can you think of any other words to describe the objects?
Remember to write your sentences.



hard



soft



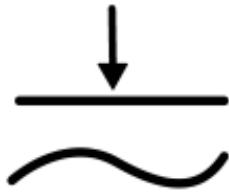
shiny



slimy



wobbly



straight



bendy



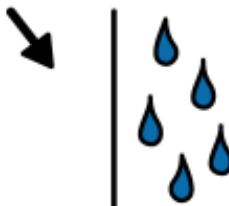
cold



hot



wet



dry



heavy



light



dark



bright



blue



red



yellow



green



black

Activity3

Can you look in a mirror and describe yourself?

Listen to the song to help you

<https://www.youtube.com/watch?v=7zCNjzTEOel>



#StayHomeStaySafe

Let us know how you did, send us a tweet on twitter

 @NorthRidgeSch

