


English

abc





Today we are learning

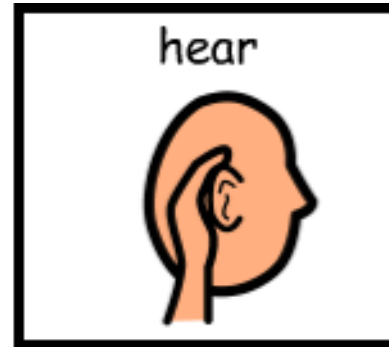



To describe the park using the senses



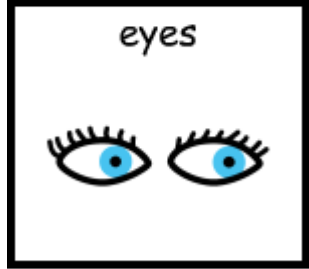
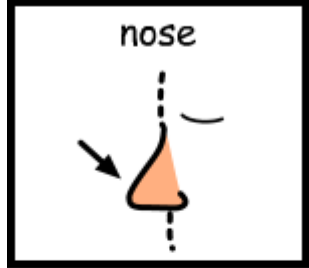



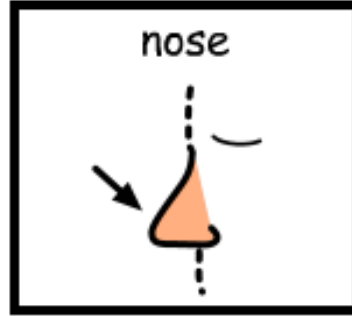
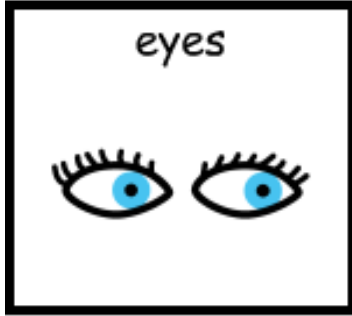
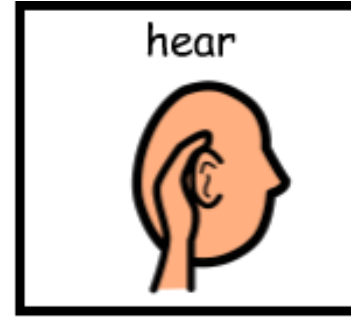

You use your senses everyday to explore the world around you



Watch the video to learn all about the different senses.

<https://www.youtube.com/watch?v=OEi39haJwHk>





task



We are going to focus on the image below this week. Look closely and can you find all the items in the circles in the image below



twinkl  
visit [twinkl.com](https://www.twinkl.com)



task



You are going to write sentences based on what you can see, hear, smell, taste and touch in the image of the park. Click on your work group to go to your work.

who



what doing



what



where



blue group



green group



red group



task



Follow the colours and point to the symbols on the screen to write two sentences about the image

who



what do



what



I



see



slide



dog



picnic



pond



kite



trees





who



what doing



what



I



hear



barking



laughing



talking



tweeting



who



what doing



what



I



smell



trees



flowers



grass



strawberry



who



what doing



what



I



taste



cake



sandwich



apple



strawberry



drink



bread



who



what do



what



I



touch



trees



flowers



picnic



grass



slide



football






# Evaluation



Today

I



tried my best



worked  
independently



helped a friend



Next time

I

will



listened well



shared my ideas



good group work



task



Follow the sentence guide and use the symbols to write a sentence describing what you can see, hear, taste, touch and smell at the park. You will need a piece of paper to write your sentences on

who



what doing



what



where



words to include  
a at the in is

I



see



taste



cake



sandwich



apple



shop



hear



touch



pond



bark



tweet



park



smell



slide



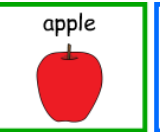





kite



trees





words to include  
a at the in is



---

---




# Evaluation



Today

I



tried my best



worked  
independently



helped a friend



Next time

I

will



listened well



shared my ideas



good group work





task



Follow the sentence guide to write a sentence describing 2 items you can see, hear, taste, touch and smell at the park. Link your ideas using the 'and' word. You will need a piece of paper to write your sentences on

who



what doing



what



and

what



where



---

---

---

---






# Evaluation



Today

I



tried my best



worked  
independently



helped a friend



Next time

I

will



listened well



shared my ideas



good group work

