

English

abc





Our topic this term is



Healthy Eating





Today we are learning



To write a recipe







Fruit skewers



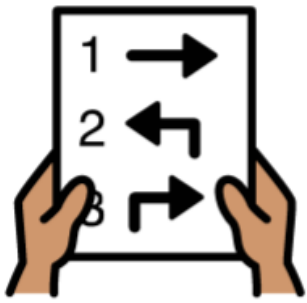
1	 <p>wash fruit</p>		
2	 <p>chop</p>	 <p>strawberries</p>	 <p>in half</p>
3	 <p>open tin</p>	 <p>tinned pineapple</p>	
4	 <p>chop</p>	 <p>pineapple ring</p>	 <p>1/4</p>
5	 <p>chop</p>	 <p>grapes</p>	 <p>in half</p>
6	 <p>add fruit to skewer</p>		

What is a recipe?



instructions



tell



how to cook



Discuss what key features can you see in the recipe?
On the next side use the symbols to help you label the key pieces of information.



1



2



3



4



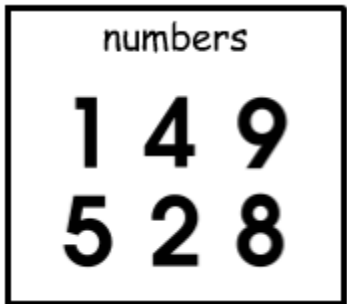
5



6

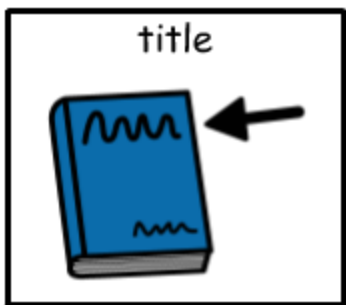


<p>title</p>	<p>ingredients</p>
<p>action words</p>	<p>numbers</p> <p>1 4 9</p> <p>5 2 8</p>



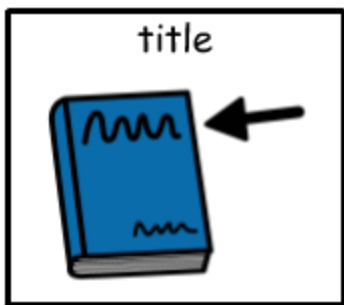
1	wash fruit 		
2	chop 	strawberries 	in half
3	open tin 	tinned pineapple 	
4	chop 	pineapple ring 	1/4
5	chop 	grapes 	in half
6 6	add fruit to skewer 		





Look at each image - what title could we give to each one.





Lets see if you were right



Cheese sandwich



Fruit salad



Cupcakes

numbers

1 4 9
5 2 8

We need to make sure the instructions we right go in the right order. We sequence them using numbers. Look at the numbers below. Can you put them in the right order?



3

10

5

7

1

9

4

2

6

8

numbers

1 4 9
5 2 8

Lets see if you were right. In a recipe we write the instructions going down the page. Can you write out the numbers going down the page.



1

2

3

4

5

6

7

8

9

10

numbers

1 4 9
5 2 8

The numbers for each instruction go down the page.



1

2

3

4

5

6





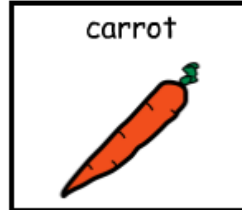
7

8

9

10

A recipe has action words which tell us what to do. They also tell use what ingredients to use. Look at the symbols below can you sort them based on if they are an action word or an ingredient.



Lets see if you were right.



action words



ingredients



pour



chop



grate



peel



mix



stir



butter



carrot



onion



eggs





banana



tomato



Look at each image. Create a simple instruction using the symbols to help you.



Lets see if you were right.



action words



ingredients



chop



carrot



stir



flour



grate



cheese



task



Can you write the instructions for each recipe.
Click on your coloured group to access your work.
If you are unsure which group you are in ask your teacher.



blue group



green group



red group



task



Look at each image. Use the symbols to write instructions for each one



action words



ingredients



grate



butter



add



carrot



spread



cheese



task



Look at each image. Use the symbols to write instructions for each one

pour



stir



scoop



milkshake



cocoa powder



milk



task



Look at each image. Use the symbols to write instructions for each one

grate



peel



chop




orange



banana



strawberry



task



Follow the links below to access work on purple mash. You will need the login from school to do this.



[https://www.purplemash.com/#app/games/2diy/Jelly Recipe Sequencing](https://www.purplemash.com/#app/games/2diy/Jelly_Recipe_Sequencing)

[https://www.purplemash.com/#app/games/2diy/Smoothie Recipe Sequencing](https://www.purplemash.com/#app/games/2diy/Smoothie_Recipe_Sequencing)

https://www.purplemash.com/#app/pup/recipe_sequencing_quiz



Evaluation



Today I



tried my best




worked
independently



helped a friend



Next time I will



listened well



shared my ideas



good group work



task



You will need a piece of paper to complete this activity.
Look at the images. Use the symbols to help write instructions for each step



Vegetable bake

chop



add



grate



pour



stir



scoop



vegetables



red onion



tomato sauce





pepper





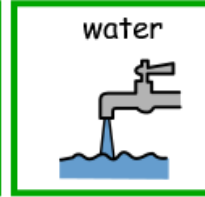
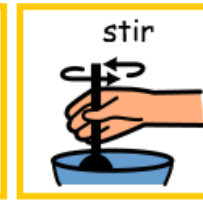
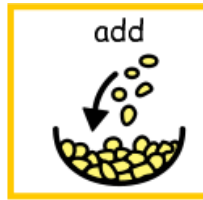
cheese



courgette



Leek and Potato soup



task



Follow the links below to access work on purple mash. You will need the login from school to do this.



[https://www.purplemash.com/#app/games/2diy/Jelly Recipe Sequencing](https://www.purplemash.com/#app/games/2diy/Jelly_Recipe_Sequencing)

[https://www.purplemash.com/#app/games/2diy/Smoothie Recipe Sequencing](https://www.purplemash.com/#app/games/2diy/Smoothie_Recipe_Sequencing)

https://www.purplemash.com/#app/pup/recipe_sequencing_quiz



Evaluation



Today I



tried my best



worked
independently



helped a friend



Next time I will



listened well



shared my ideas



good group work



task



You will need a piece of paper to complete this activity.
Look at the images. Use the key words to help write instructions for each step



Vegetable bake

action words





Chop spread grate add pour mix

ingredients



Pastry, onion, pepper, tomato puree,
vegetables, mozzarella, courgette,
broccoli, carrot.



Leek and Potato soup

action words



Chop spread grate add pour mix
peel

ingredients



Vegetables onion potato stock cubes
water leek



task



Follow the links below to access work on purple mash. You will need the login from school to do this.



[https://www.purplemash.com/#app/games/2diy/Jelly Recipe Sequencing](https://www.purplemash.com/#app/games/2diy/Jelly_Recipe_Sequencing)

[https://www.purplemash.com/#app/games/2diy/Smoothie Recipe Sequencing](https://www.purplemash.com/#app/games/2diy/Smoothie_Recipe_Sequencing)

https://www.purplemash.com/#app/pup/recipe_sequencing_quiz



Evaluation



Today I



tried my best



worked
independently



helped a friend



Next time I will



listened well



shared my ideas



good group work

