



# English and Reading Online Lesson

Wk. beg. 15.07.20  
ASD Summer 2 Term





What are we learning today?



I can recognise and say sounds



Amos neta neta  
neta neta.



I can make words with sounds



Amos neta neta  
neta neta.



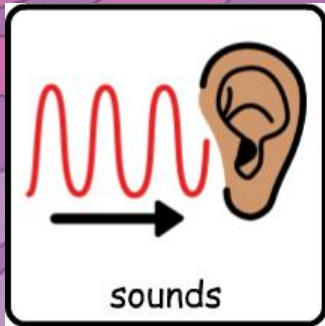


Amos neta neta  
neta neta.

„!?”

I can build a sentence using words and punctuation

# Key words:



# Starter:

Interactive games

Yellow Group- <https://www.phonicsplay.co.uk/SoundStimuli.html>

Red Group- <https://www.phonicsplay.co.uk/BuriedTreasure2.html>

Blue Group-

<https://www.ictgames.com/mobilePage/forestPhonics/index.html>



# Literacy Activity

How to use - Find the slides that best suit your child and help them to complete the activity.

The slides will indicate which learning group the activity is created for. The adult in contact with you from school will tell you which learning group your child is in.



Today we are going to look at all the sounds we have been learning about all year in our reading and phonics sessions.

Can you recognise the sounds?

Can you say the sounds?

Can you write the sound in a word?

Can you make a sentence with the word?



A large red circle is centered on a white background. Inside the red circle, the letter 'S' is written in a bold, black, sans-serif font. The white background is decorated with faint, overlapping purple circles of various sizes. The entire composition is set against a dark purple background.

S



a



t



p

**i**

n



m



d



g

O



A large, solid purple circle is centered on a white background. Inside the circle, the letter 'C' is written in a bold, black, sans-serif font. The background of the entire image is a light purple color with a pattern of overlapping, semi-transparent circles in various shades of purple and pink.

C



k

ck

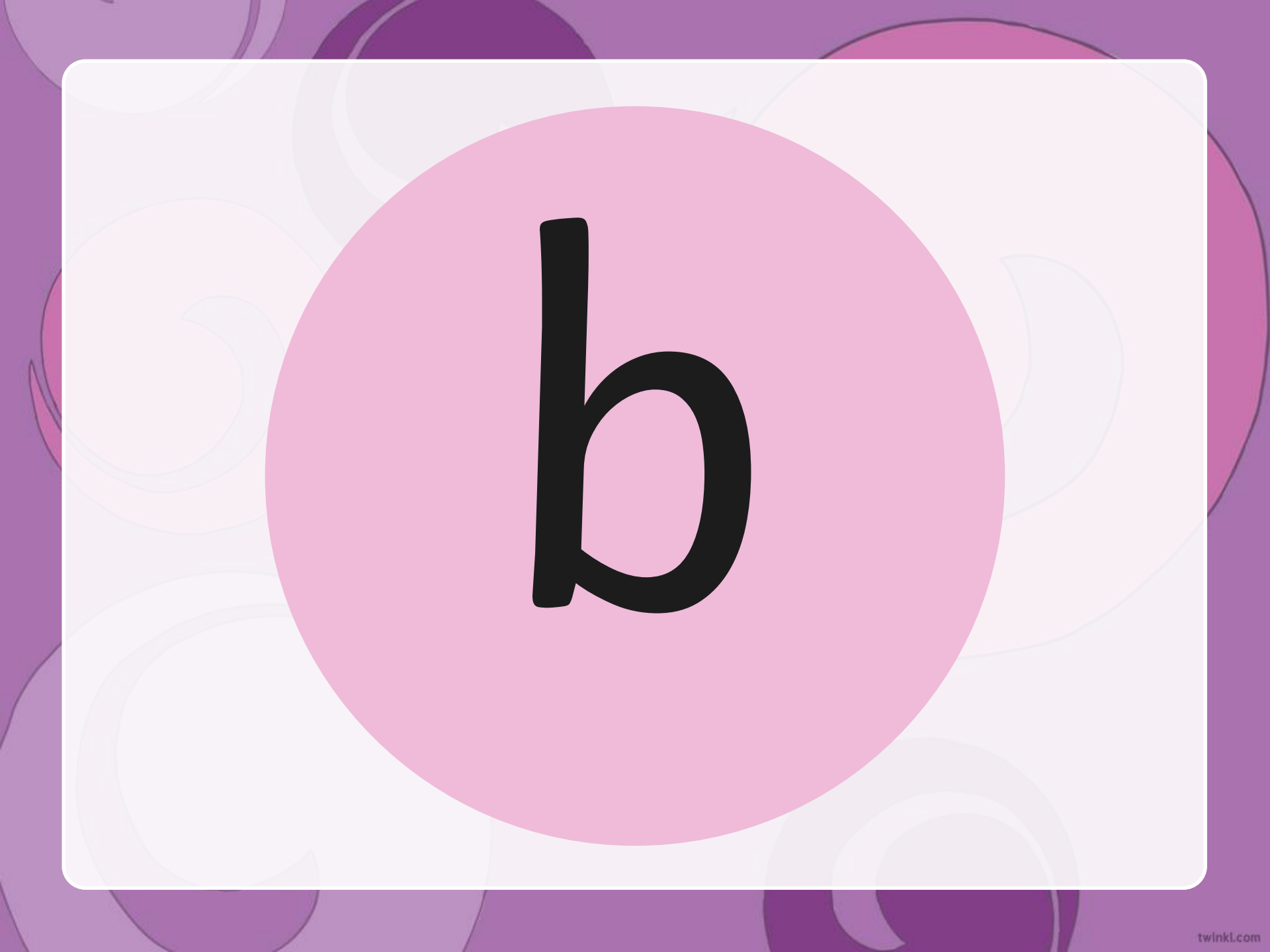
e

u



r

h




**b**



f

ff



l

ll

**Ss**

j

**v**

w





A large, bold, black 'X' is centered within a solid purple circle. The circle is set against a white background with rounded corners, which is itself framed by a purple border. The background features faint, overlapping circular patterns in shades of purple and pink.

y



z

**z z**

qu

ch

sh

th



ng

ai

ee

igh

o o



oo

ar



or

ur

ow

oi

ear

air

wre

er



ay

ou

ie

ea

oy

ir

we

we



aw

wh

ph

ew

ew

oe

au

ey



a-e


e-e

i-e

o - e

u-e

u-e






Did enjoy the activities? YES NO


What was your favourite part of the activity?

Do you feel that you need to practice anything?

# Self-assessment







Please show us know your work, send us a tweet on twitter!

@NorthRidgeSch

