
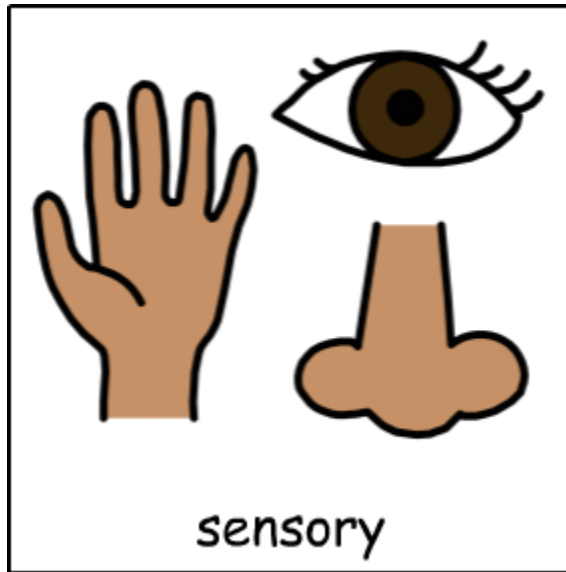



Now is...





Learning objective:



# Watch video!

<https://www.youtube.com/watch?v=56cZQZXX>

[Jck](#)

Equipment

Water colours

PVA glue

Paper

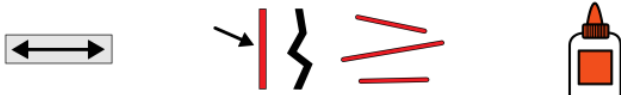
Eye dropper

Salt


# Learning Objectives:



Make wavy lines with glue



Make horizontal and vertical lines with glue

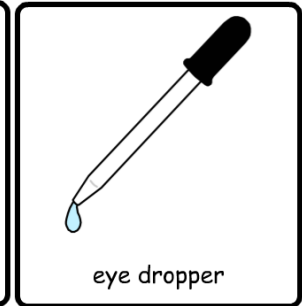


Make shapes and patterns with glue


# Key Words:



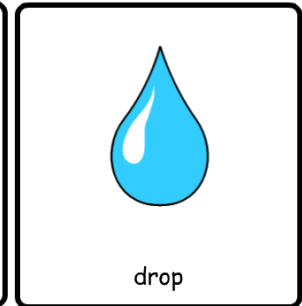
paint



eye dropper



salt



drop

## Blue activity:

Over hand support to add wavy glue lines to paper

Green activity:

1. Model vertical/horizontal lines with glue
2. Support to draw lines

## Red activity:

1. Collect equipment with check list
2. Model simple shapes/patterns