

Now is...



music

Learning Objectives:



Play each of the different samba rhythms



Play each rhythm in time, repeating the pattern



Play a rhythm in time, repeating the pattern, with others playing a



different rhythm

Key Words:



Brazil



rhythm



percussion



Performance Rhythms of Samba Band

Brazil

twinkl

Carnival of Brazil

The Carnival of Brazil is a festival which takes place across the country every year. It starts on the Friday afternoon before Ash Wednesday and ends on Ash Wednesday at midday. This is the beginning of Lent; a Christian festival when Roman Catholics stop eating meat and poultry.

Carnival is a significant holiday in Brazil. Shops and industries close and Brazilians celebrate for almost a week. Celebrations are colourful, energetic and full of Samba music like the one you have been playing today.



Samba Music

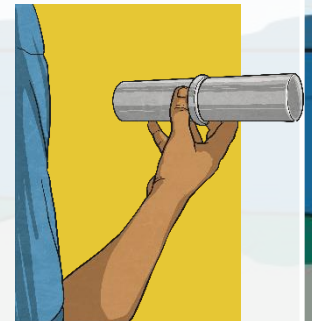


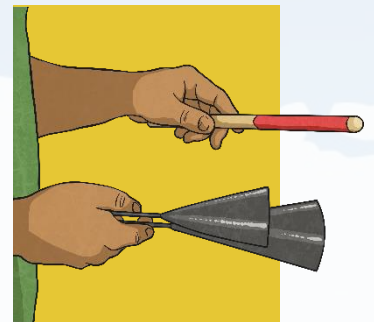
Samba is Brazil's most well-known musical form and most widely played kind of Brazilian music.

Click on the photo on the right to listen to this exciting excerpt of music played by a Samba band. What instruments can you hear?



The Samba Band

Samba bands are made up of many sections of different percussion instruments, which all have different, repetitive rhythms to play. Listen to examples of the different Samba Instruments below:



Samba Rhythms

It can be very tricky to play a fast rhythm over and over – a good tip to help keep in time is to use a word phrase.

Click on the image to listen to this **Samba surdo drum** playing, and then try repeating the phrase **Brazil Olympics** in time with the rhythm:



Click to Show Notation

Click to Hide Notation

Bra - zil

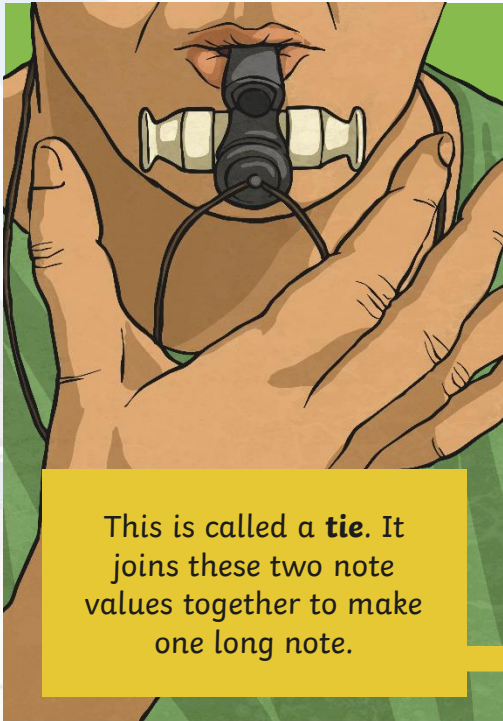
O - lym - pics



Samba Rhythms

This time let's listen to the Samba apito whistle.

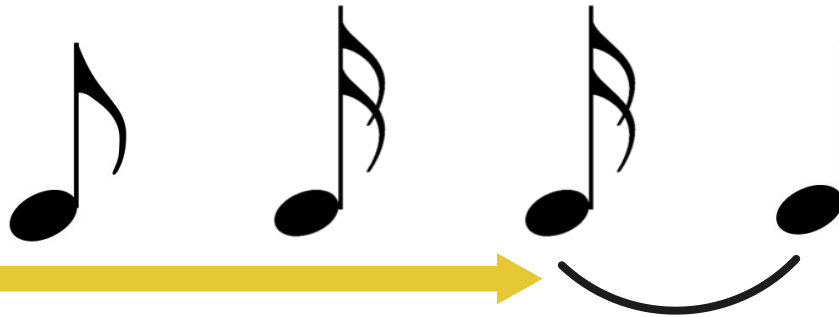
Try repeating the phrase **basketball** four times in time with the rhythm:



Click to Show Notation

Click to Hide Notation

bas - ket ball _____



Samba Rhythms

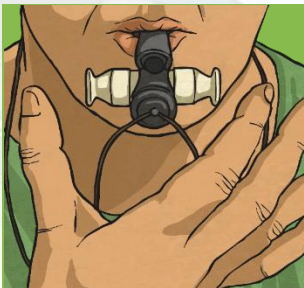
When a Samba band is performing, all the instruments play their rhythms at the same time, to the same pulse. Listen to the surdo drum and apito whistle playing together:



Bra - zil



O - lym - pics



bas - ket ball _____



bas - ket ball _____




Click to Show Notation

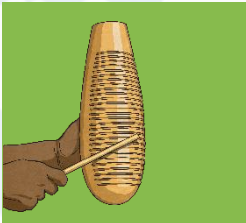
Click to Hide Notation

Try...

...clapping or speaking the rhythms as the instruments play. Then, try splitting in half and clapping or speaking the two different rhythms at the same time!



Here are some more samba instrument rhythms for you to practise. When you are feeling confident clapping and speaking the rhythms, choose a similar instrument to perform the samba rhythms on.



ca - noe sla - lam



ca - noe sla - lam




beach



vol - ley



ball



wrest - ling



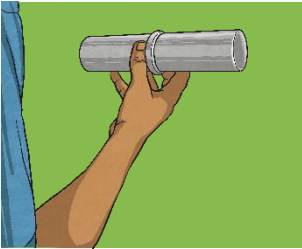
sprint



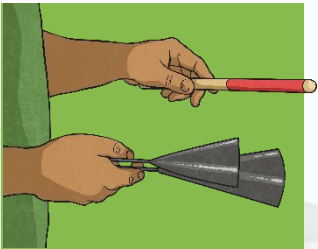
Click to Show Notation

Click to Hide Notation

Here are some more samba instrument rhythms for you to practise. When you are feeling confident clapping and speaking the rhythms, choose a similar instrument to perform the samba rhythms on.



Ri - o de - Ja nei - ro

Musical notation for the rhythm 'Ri - o de - Ja nei - ro'. It consists of a single horizontal line with six notes below it. The first four notes are connected by a horizontal line above them, indicating they are part of a continuous phrase. The notes are: a quarter note, a quarter note, a quarter note, a quarter note, a quarter note, and a quarter note.

wind - surf - ing

Musical notation for the rhythm 'wind - surf - ing'. It consists of a single horizontal line with three notes below it. The notes are: a quarter note, a quarter note, and a quarter note.

[Click to Show Notation](#)

[Click to Hide Notation](#)

Are you finding it easier to perform the samba rhythms using a word phrase to help you?


Samba Performance 1

When all the players in a samba band have practised their rhythms, it's time for a performance! Everyone plays their rhythms together, and this is called the '**main groove**'.







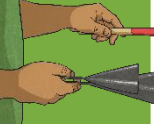
So that everyone starts at the same time, the surdo drum counts everyone in with a short 'Intro'.

Look at and listen to the '**intro**' and '**main groove**' on the next slide. When you are feeling confident, join in and play your instruments in time with the samba beat, creating your own samba band!

If you are feeling extra creative, compose your own new Samba rhythms to add to the performance!



Samba Performance 1: Intro and Main Groove

	Bra - zil	O - lym - pics
	bas - ket ball	bas - ket ball
	ca - noe sla - lom	ca - noe sla - lom
	beach	vol - ley ball
	wrest - ling	sprint
	Ri - o de Ja - nei - ro	
	wind	surf - ing

Click to
hear
Samba
band **main
groove**

Click to
Show
Notation

Click to
Hide
Notation

Call and Response

To make the samba performance more interesting, a samba band use one or more '**breaks**'. This is when the leader of the band plays different rhythms that everyone else then repeats back together.

Practise a call and response 'break' below.



Click and repeat the rhythms I play to you.

When you are feeling confident, choose someone from your own band to play the call and response rhythms.

Samba Performance 2

The samba music is a structured composition now. It goes as follows:

Intro


Main
Groove

Break

Main
Groove




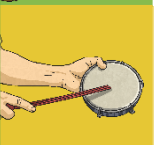
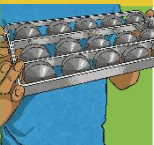
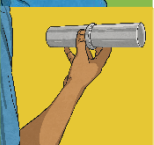
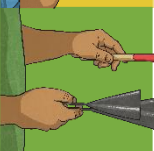
At the end of the **break**, the leader plays the **intro** twice to signal to the band to start playing the **main groove** again.

When you are feeling confident, join in with the full Samba performance on the next slide, good luck!



Samba Performance 2:

Intro, Main Groove, Break,
Intro, Main Groove

	Bra - zil	O - lym - pics
	bas - ket ball	bas - ket ball
	ca - noe sla - lom	ca - noe sla - lom
	beach	vol - ley ball
	wrest - ling	sprint
	Ri - o de Ja - nei - ro	
	wind	surf - ing

Click to hear
Samba
band **main
groove and
break**


Click to
Show
Notation

Click to
Hide
Notation

Congratulations!

You have performed a
Brazilian Samba
composition!

Well done!





twinkl