


Now is DT

D.T






Can you make your own chocolate brownies ?




Name: _____

Date: _____






L.O: To make brownies.

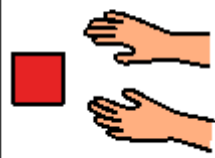
1 wash hands



2 put on apron




3 get equipment



2 bowls



scales



tray



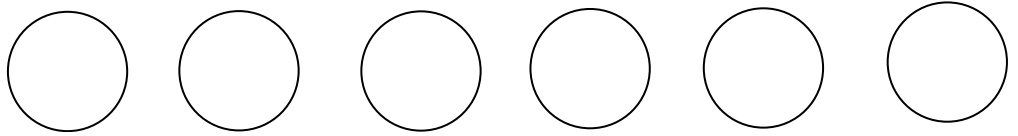
spoon



teaspoon



knife


4 get food





0  200g dark chocolate




0  200g white chocolate


3  eggs

0  250g sugar


0  200g butter

0  tsp vanilla


  
L.O: To make brownies.




1) Heat oven to 180 degrees.




2) Melt the dark chocolate and butter then cool.




3) Beat together eggs, sugar and vanilla.



4) Mix with melted chocolate and flour.



5) Stir in white chocolate chunks.



6) Pour into tray and cook for 25 minutes.

Staff Comment:

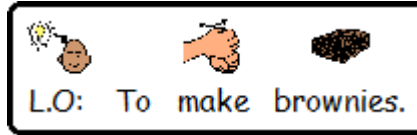
Self-assessment



Next Steps:

Name: _____

Date: _____



Ingredients:

- 200g dark chocolate
- 200g white chocolate
- 3 eggs
- 250g sugar
- 200g butter
- 1 tsp vanilla



Method:

- 1) Heat the oven to 180 degrees.
- 2) Melt the dark chocolate and butter in a pan, then leave to cool.
- 3) In a new bowl, beat together the eggs, sugar and vanilla.
- 4) Stir in the flour and melted chocolate.
- 5) Break the white chocolate into chunks and stir in.
- 6) Pour into a greased baking tray and cook for 25-30 minutes.

Staff Comment:

--	--



Next Steps:

--

