


Now is DT



Can you make your own musical instrument?

You might want to make a shaker, a drum, a guitar or something else of your own choice. Here are some resources you may want to use. Remember you can think of your own ideas too.

Make a musical instrument

Can you make your own musical instrument?

You might want to make a shaker, a drum, a guitar or something else of your own choice. Here are some resources you may want to use. Remember you can think of your own ideas too.

You will need:

Kitchen roll

Elastic bands of different thicknesses

Plastic or paper cups or plates

Boxes of different size

Lentils, rice or other dried beans


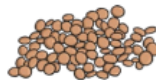
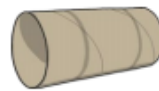
Tissue paper

Colours

Scissors

Glue

Tape



Choose your base for your musical instrument.

I'm using 2 paper plates.

I'm going to make a Tambourine.

Decorate your paper plates. I have just used pencil crayons but you can use.....

Anything! Even scrap bits of material

Make a musical instrument




Choose what you would like to put inside your tambourine. I'm using rice.




Turn the plate over, so you can't see your decorations and put the rice on the plate



Get your glue stick



Put glue all around the edge. Make sure there is lots as you don't want rice coming out when you start to shake it



Place the other decorated plate on top and push together all around the edges. Make sure there are no gaps!



Let it dry then shake away!!!!

Well Done!!

Now ask someone in your house to take a
Picture with your instrument and tweet us
@NorthRidgeSch

I look forward to seeing all your creations!

If you are able to print off a picture of yourself
with your instrument follow this Blue Peter link and
you could get a your very own Blue Peter pin badge!

<https://www.bbc.co.uk/cbbc/joinin/bp-music-badge>