

Now is...

$$\frac{2}{3} \times \frac{3}{5} \qquad 3 \frac{1}{2}$$

maths

Learning Objectives:



To add more objects.



1



To add 1 more object.




3



To add up to 3 more objects.



Key Words:



add




more



number

Blue activity:



Adding objects to a pile.

Activity: Build a tower using boxes or stackable items you can find around the home.

Add objects to the tower until it topples over!

Use the communication mat with an adult on the next page to play the game.





I want



you



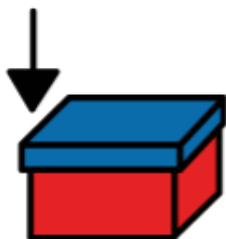
thank you



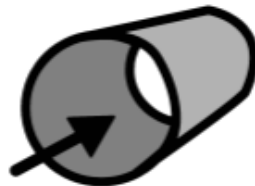
please



add



box



tube



Lego



my turn



your turn



oops




more



finished


Click along the PowerPoint to see how to use it



I want



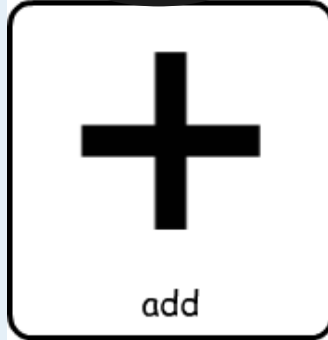
you



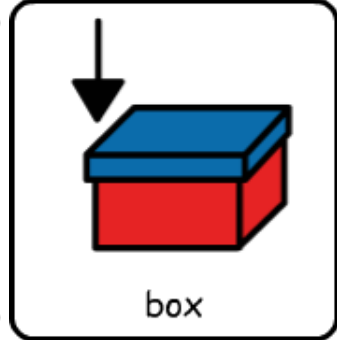
thank you



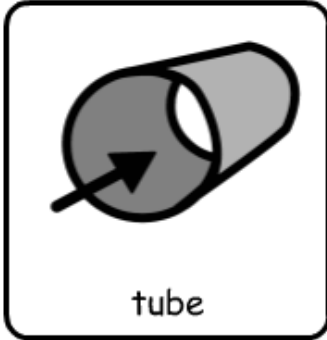
please



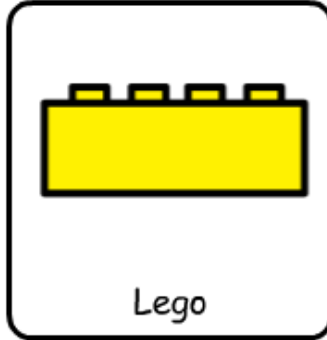
add



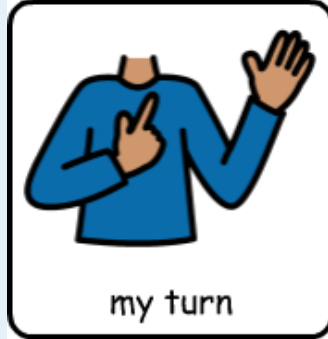

box




tube



Lego



my turn



your turn



oops



more



finished

Click along the PowerPoint to see how to use it



I want



you



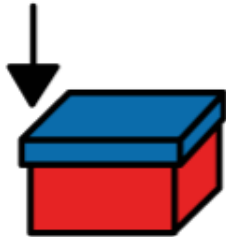
thank you



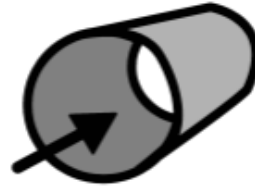
please



add



box



tube



Lego




my turn



your turn



oops



more



finished

Click along the PowerPoint to see how to use it



I want



you



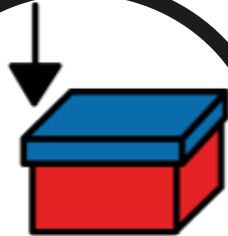
thank you



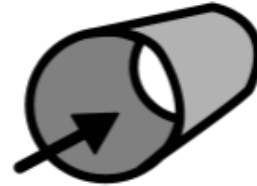
please



add



box



tube



Lego



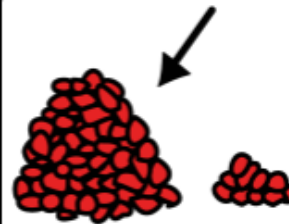
my turn



your turn



oops



more



finished

Click along the PowerPoint to see how to use it



I want



you



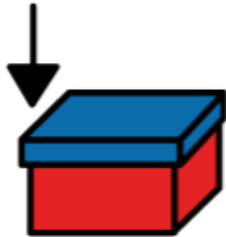
thank you



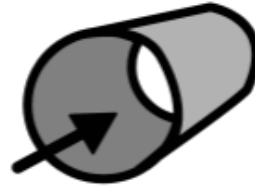
please



add



box



tube



Lego



my turn



your turn



oops



more



finished

Click along the PowerPoint to see how to use it



I want



you



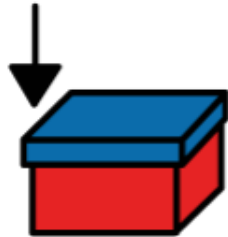
thank you



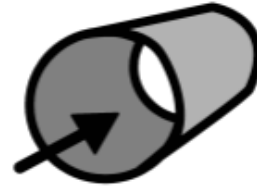
please



add



box



tube



Lego



my turn



your turn



oops



more



finished

Click along the PowerPoint to see how to use it

Green activity:






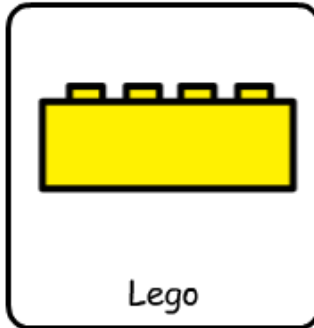
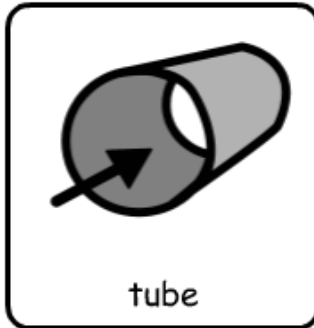
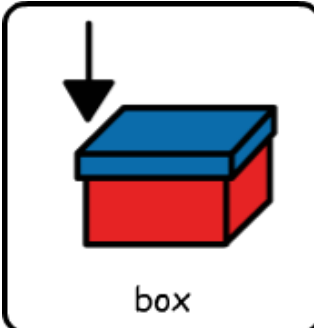
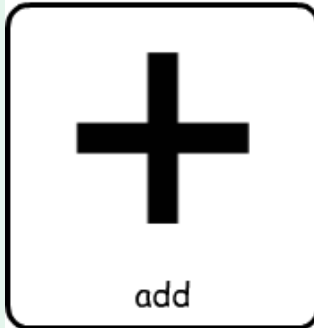

Adding objects to a pile.

Activity: Build a tower using boxes or stackable items you can find around the home.

Add 1 more object at a time to the tower until it topples over!

Use the communication mat with an adult on the next page to play the game.





Click along the PowerPoint to see how to use it



I want



you

1



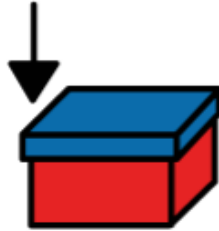
thank you



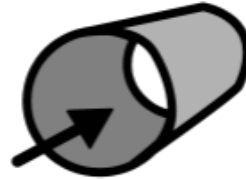
please



add



box




tube



Lego



my turn



your turn





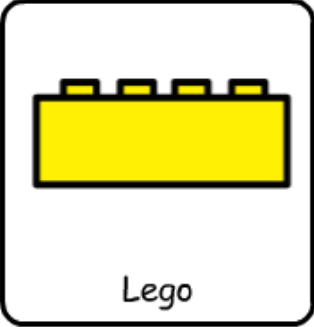
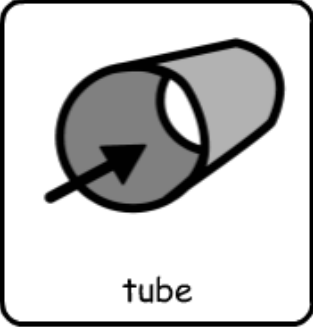
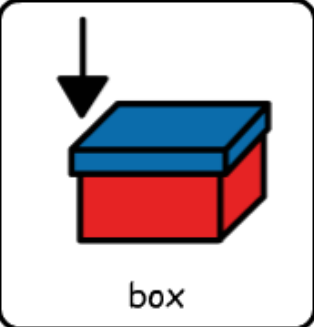

oops



more



finished





I want



you

1



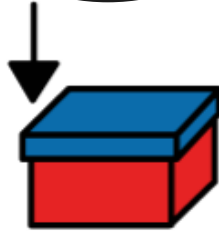
thank you



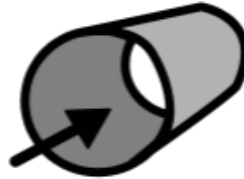
please



add



box




tube



Lego



my turn



your turn



oops



more



finished



I want



you

1



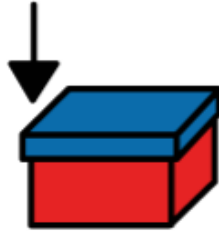
thank you



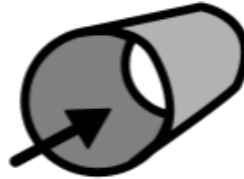
please

+

add



box




tube



Lego



my turn



your turn



oops



more



finished



I want



you

1



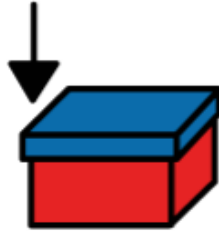
thank you



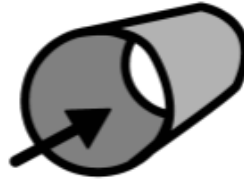
please



add



box




tube



Lego



my turn



your turn



oops



more



finished



I want



you

1



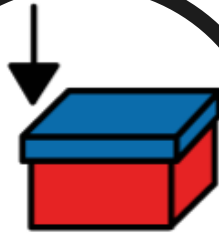
thank you



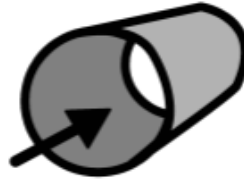
please



add



box



tube



Lego



my turn



your turn



oops



more



finished



I want




you

1



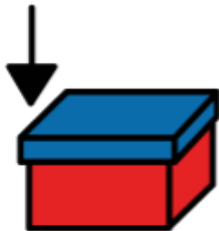
thank you



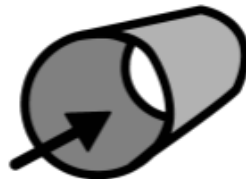
please



add



box



tube



Lego



my turn



your turn



oops

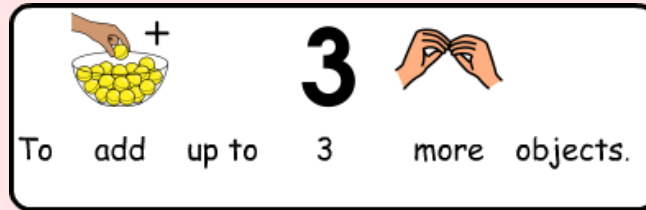


more



finished

Red activity:



Adding up to 3 objects

Using boxes or stackable objects from around your home, build a tower by adding up to 3 objects at a time.

Roll the dice to see how many object to add, then count altogether before it topples over!.

Use the blank dice template and write your own numbers on!